

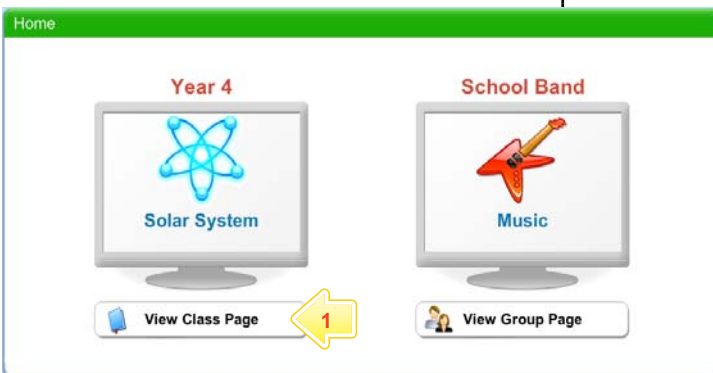
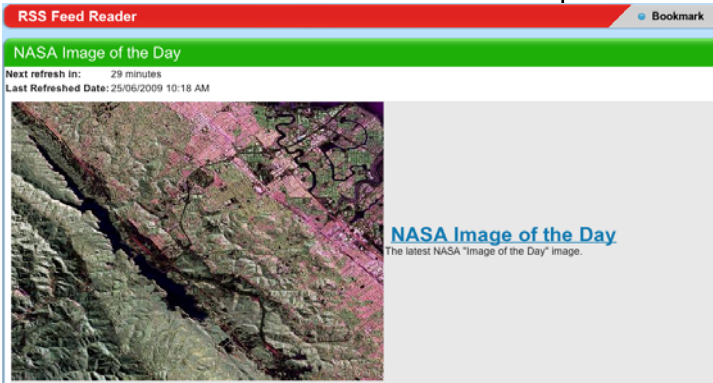
RSS Feed Reader

Create a link to an RSS feed

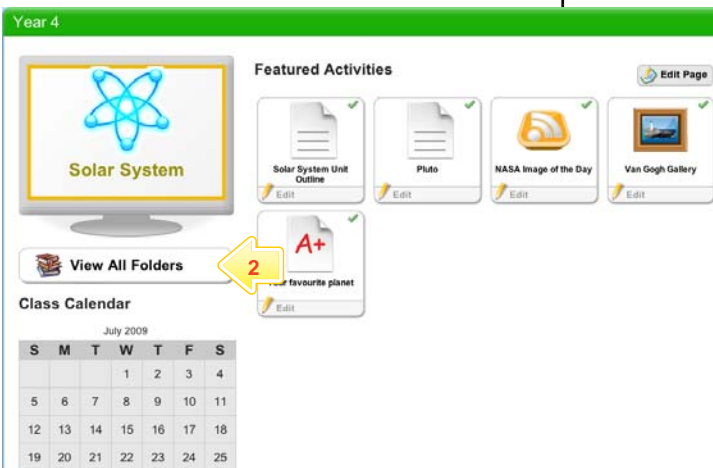
The RSS Feed Reader activity allows users to view RSS feeds from within Studywiz. You can set up an RSS feed within Studywiz to source its content from any RSS enabled web site.

When viewing an RSS feed Reader Activity, students will see the most recent content from the web site that you have specified. The latest headlines and articles, audio files, photographs or video can be available, without students having to visit the site itself.

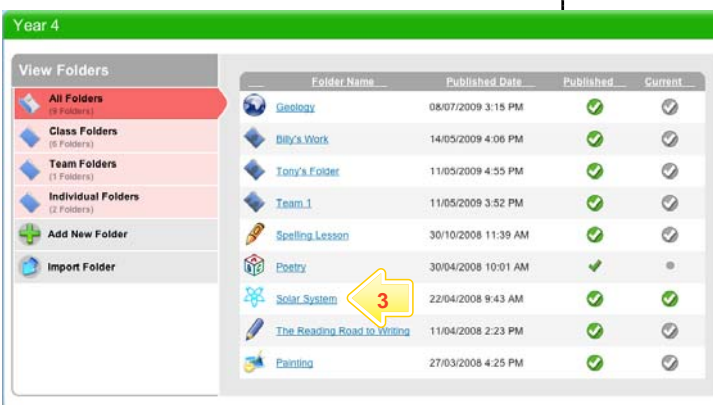
Students can click the links and this will open the article in new window.



- 1 Below the Class or Group in which you want to create the activity, click the **View Class Page** button.

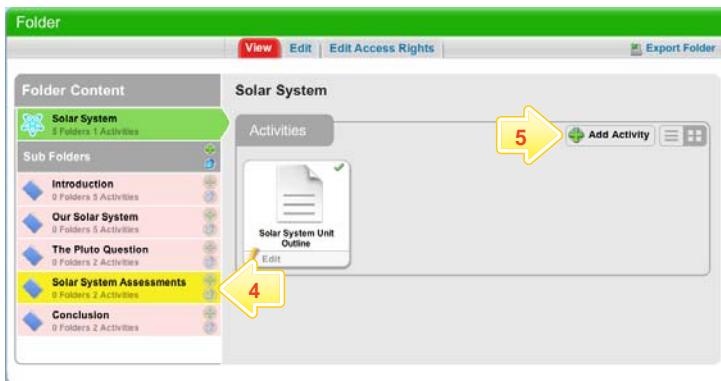


- 2 Click the **View All Folders** button.



- 3 Click the Folder to which you want to add the activity.

RSS Feed Reader



4 If you want to save the activity in a sub folder, click the Sub Folder.

5 Click the **Add Activity** button.

6 Click **RSS Feed Reader**.

7 In the **From** and **To** fields, set the times and dates between which you want the resource to be available.

8 Complete the **Title**, **Short Description** and **Keywords** fields. Separate keywords with spaces or commas.

9 In the **RSS Feed Reader URL** field, enter the URL for the RSS feed Reader.

The easiest way to do this is to:

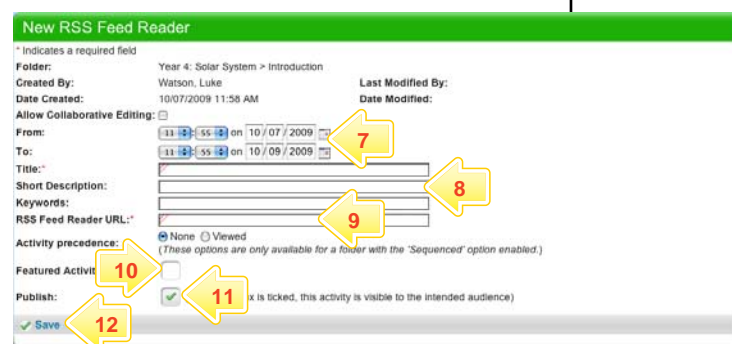
- On the RSS list web site, right click the RSS hyperlink, and select **Copy Link**, or
- Click the RSS link icon to open the RSS page, and copy the address from your browser address bar.

Paste the URL into the **RSS URL** field.

10 To set the RSS Feed Reader as a featured activity, select the **Featured Activity** checkbox.

11 If the activity is ready to publish, select the **Publish** checkbox.

12 Click **Save**. The RSS Feed Reader is saved.



What RSS versions are supported?

The RSS Feed activity supports the following RSS standards:

- RDF Site Summary (RSS 0.9 and 1.0)
- Rich Site Summary (RSS 0.91 and 1.0)
- Really Simple Syndication (RSS 2.0)

What Atom versions are supported?

The RSS Feed activity supports the following Atom standards:

- Atom 0.3
- Atom 1.0

What file extensions are supported?

The RSS Feed activity supports feed files with any extension.

Why don't some feeds work?

Feeds will not be accessible through the RSS Feed activity if:

- The Studywiz server has not been configured to access the Internet. (In this case, the System Administrator needs to enable internet access on the server.)
- The file encoding or feed format/version is unsupported.
- The URL is incorrect or the feed does not exist.
- The feed is not well-formatted (poor or no XML structure).

In any of these cases, the following message will be displayed when viewing the activity:

"This RSS feed doesn't appear to be a valid RSS 0.91, 1.0, or 2.0 feed."